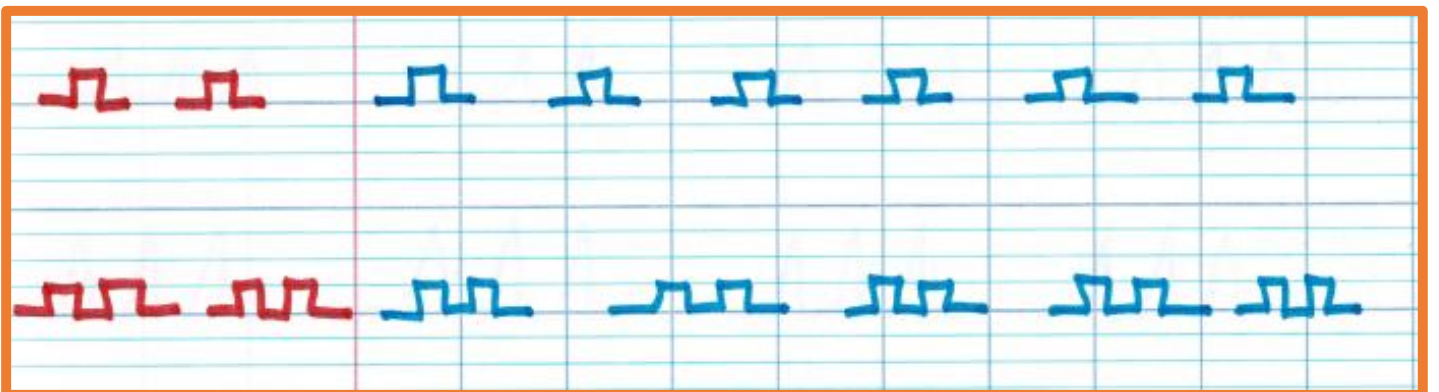
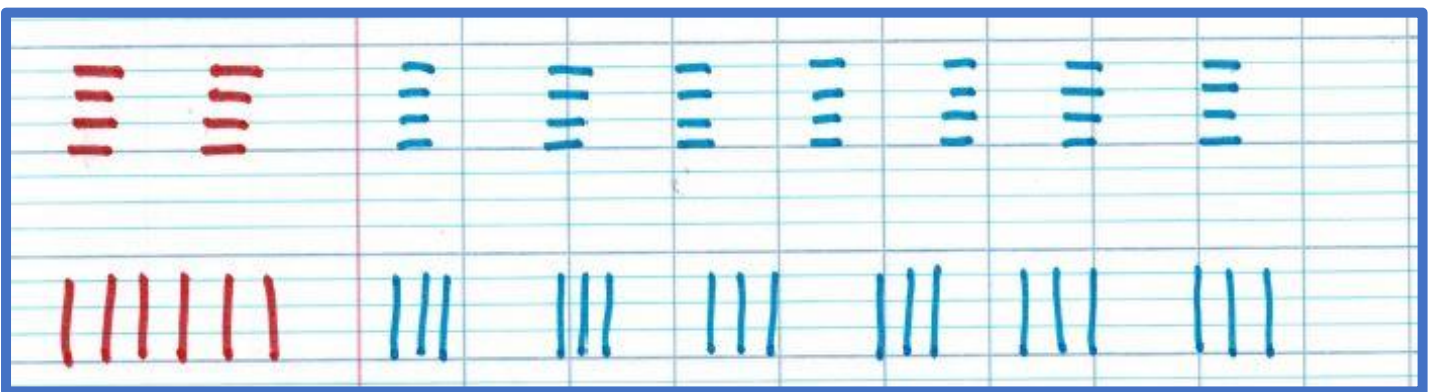


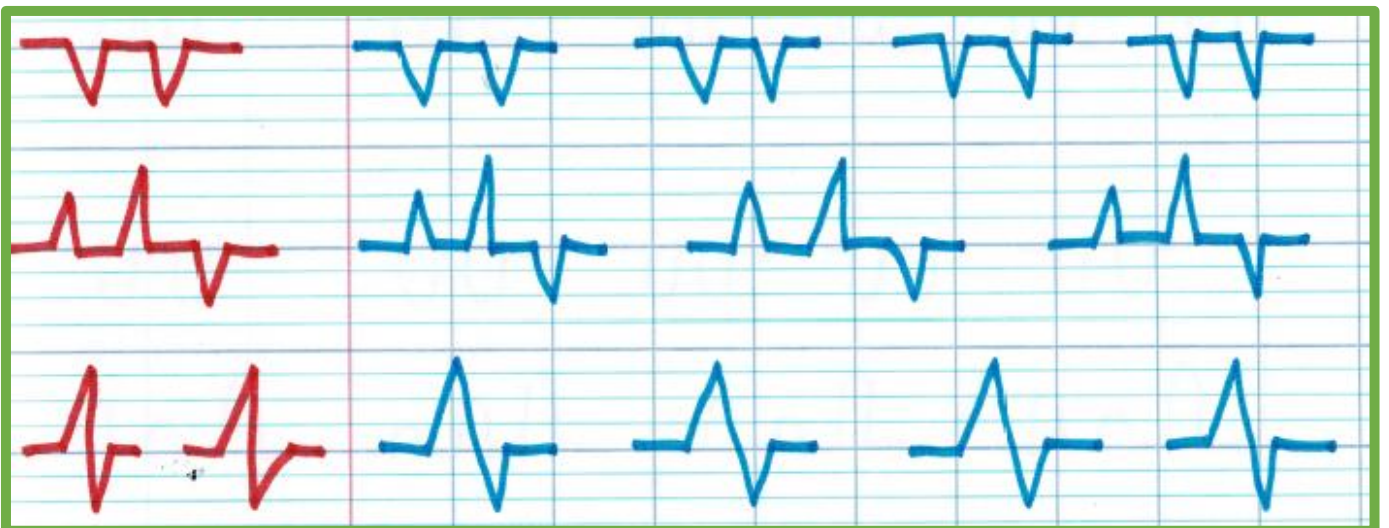
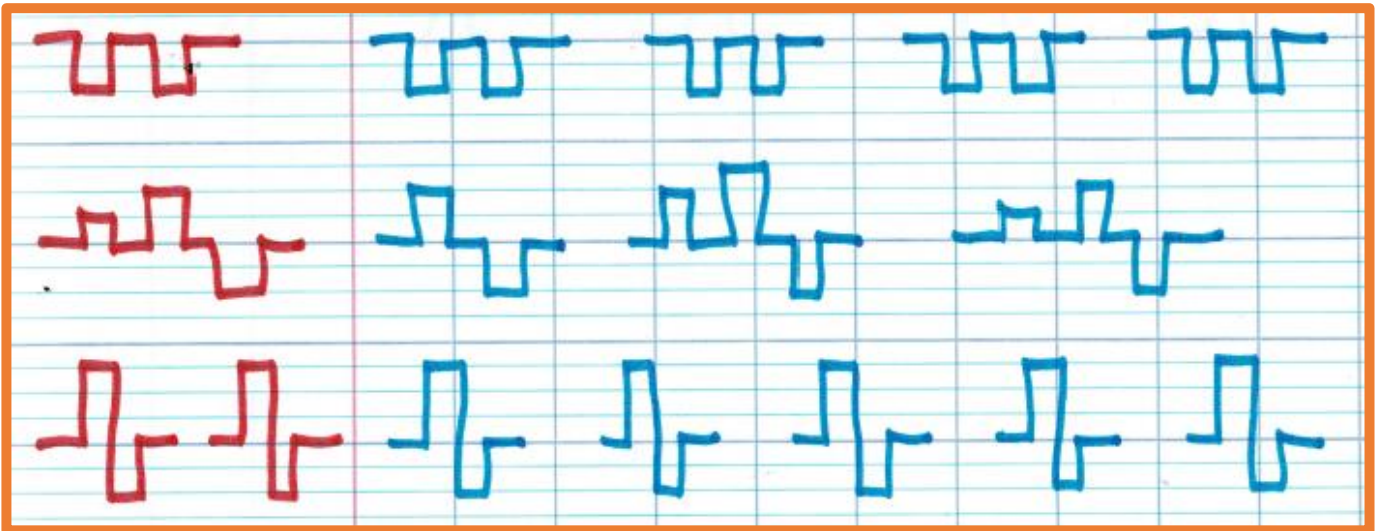



17 frises pour se repérer dans le lignage.

Frises à réaliser sur du lignage de 3 à 2 mm





Handwriting practice for the letter 'n' on a four-line grid. The first row shows a red 'n' followed by five blue 'n's. The second row shows a red 'n' followed by five blue 'n's. The third row shows a red 'n' followed by five blue 'n's.

Handwriting practice for the letter 'u' on a four-line grid. The first row shows a red 'u' followed by four blue 'u's. The second row shows a red 'u' followed by three blue 'u's.

Handwriting practice for the letter 'h' on a four-line grid. The first row shows a red 'h' followed by three blue 'h's. The second row shows a red 'h' followed by five blue 'h's.

Handwriting practice for the letter 'c' on a four-line grid. The first row shows a red 'c' followed by eight blue 'c's. The second row shows a red 'o' followed by seven blue 'o's. The third row shows a red 'c' followed by ten blue 'c's.

Handwriting practice for the letter 'C' on a four-line grid. The first row shows a red 'C' followed by seven blue 'C's. The second row shows a red 'C' followed by six blue 'C's.

ooo o o o o o o o o o
o.o.o o.o.o.o.o.o.o.o.o.o

eee eee eee eee eee
ll ll ll ll ll ll
le el le el le el le

uu uu uu uu uu uu
ulu ulu ulu ulu ulu ulu

ell ell ell ell ell
ff ff ff ff ff ff